


# User Guide for SD, HDMI, CF, E-SATA Port Lock

- SD, HDMI, CF, E-SATA, USB-B Port Lock are dummy products which means any pattern of Universal Lock Key can unlock those products.

## 1. Products




## 2. Key direction &

The button of the key and the SMARTKEEPER logo of port lock should be upward

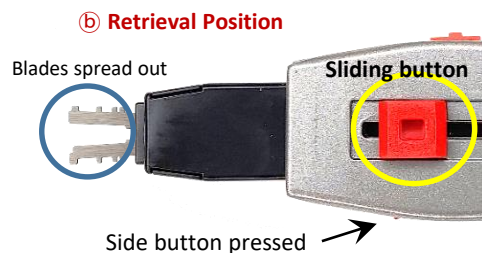
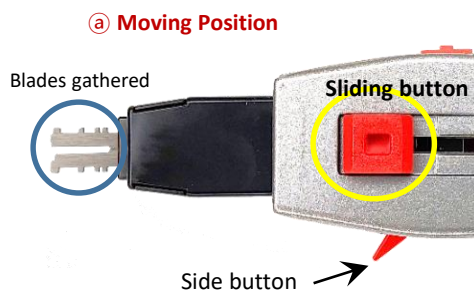


And the depth at which key is inserted varies



Insert key into the direction as above image.

## 3. How to uninstall (unlock)



Before insert the key, key should be (a) Moving Position  
When the key inserted in the port lock, if you pull the Sliding button down to change (b) Retrieval Position, the spread out blades would fit in to drag the port lock out.

## 4. Install & Uninstall (unlock)

