

# Universal Lock Key (CSK-U11/20) User Guide

Sliding button



Move the sliding button forward to bring out the blades

Check Lock Key position



Ready to insert key

**Moving Position**

Blades are located next to each other



Use for

Port Lock insertion  
Port Lock removal  
Releasing port lock



**Retrieval Position**

Blades spread out



Use for




Holding port locks  
Removing port lock from the port



① Insert the Lock Key

② Move the sliding button

③ Pull lock straight out



Insert the Lock Key with Moving position, place the sliding button in Retrieval position, then pull out the Lock Key